

Sunmodule[®] Plus

SW 280 MONO BLACK



TUV Power controlled:
Lowest measuring tolerance in industry



Every component is tested to meet
3 times IEC requirements



Designed to withstand heavy
accumulations of snow and ice




Sunmodule Plus:
Positive performance tolerance



25-year linear performance warranty
and 10-year product warranty



Glass with anti-reflective coating



World-class quality

Fully-automated production lines and seamless monitoring of the process and material ensure the quality that the company sets as its benchmark for its sites worldwide.

SolarWorld Plus-Sorting

Plus-Sorting guarantees highest system efficiency. SolarWorld only delivers modules that have greater than or equal to the nameplate rated power.

25-year linear performance guarantee and extension of product warranty to 10 years

SolarWorld guarantees a maximum performance digression of 0.7% p.a. in the course of 25 years, a significant added value compared to the two-phase warranties common in the industry. In addition, SolarWorld is offering a product warranty, which has been extended to 10 years.*

*in accordance with the applicable SolarWorld Limited Warranty at purchase.
www.solarworld.com/warranty



- Qualified, IEC 61215
- Safety tested, IEC 61730
- Periodic Inspection
- Blowing sand resistant



- Ammonia resistance tested
- Periodic Inspection
- Power Controlled



Sunmodule[®] Plus SW 280 MONO BLACK



PERFORMANCE UNDER STANDARD TEST CONDITIONS (STC)*

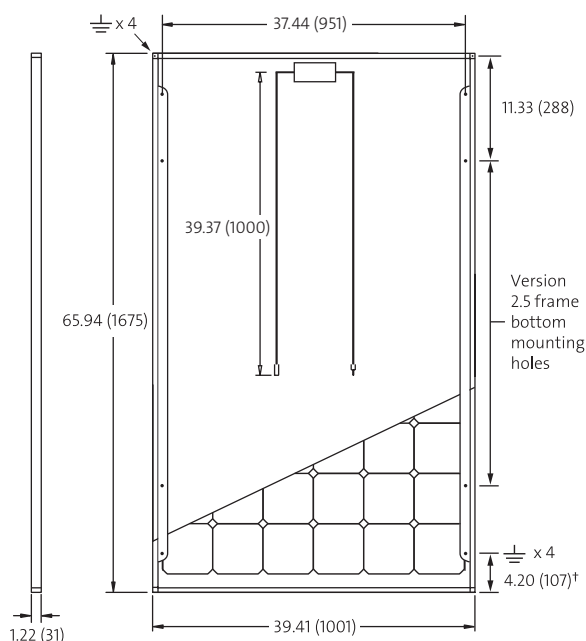

Maximum power	P_{max}	280 Wp
Open circuit voltage	V_{oc}	39.5 V
Maximum power point voltage	V_{mpp}	31.2 V
Short circuit current	I_{sc}	9.71 A
Maximum power point current	I_{mpp}	9.07 A
Module efficiency	η_m	16.7 %

*STC: 1000 W/m², 25°C, AM 1.5

1) Measuring tolerance (P_{max}) traceable to TUV Rheinland: +/- 2% (TUV Power Controlled).

THERMAL CHARACTERISTICS

NOCT	48 °C
TC I_{sc}	0.044 %/°C
TC V_{oc}	-0.31 %/°C
TC P_{mpp}	-0.43 %/°C
Operating temperature	-40°C to 85°C



PERFORMANCE AT 800 W/m², NOCT, AM 1.5

Maximum power	P_{max}	207.2 Wp
Open circuit voltage	V_{oc}	35.8 V
Maximum power point voltage	V_{mpp}	28.3 V
Short circuit current	I_{sc}	7.85 A
Maximum power point current	I_{mpp}	7.33 A

Minor reduction in efficiency under partial load conditions at 25°C: at 200 W/m², 100% (+/-2%) of the STC efficiency (1000 W/m²) is achieved.

COMPONENT MATERIALS

Cells per module	60
Cell type	Mono crystalline
Cell dimensions	6.17 in x 6.17 in (156.75 x 156.75 mm)
Front	Tempered glass (EN 12150)
Frame	Black anodized aluminum
Weight	39.5 lbs (17.9 kg)

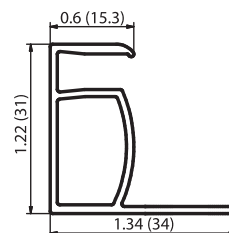
SYSTEM INTEGRATION PARAMETERS

Maximum system voltage SC II / NEC	1000 V	
Maximum reverse current	25 A	
Number of bypass diodes	3	
Design Loads*	Two rail system	113 psf downward 64 psf upward
Design Loads*	Three rail system	170 psf downward 71 psf upward
Design Loads*	Edge mounting	30 psf downward 30 psf upward

* Please refer to the Sunmodule installation instructions for the details associated with these load cases.

ADDITIONAL DATA

Power sorting ¹	-0 Wp / +5 Wp
J-Box	IP65
Module leads	PV wire per UL4703 with H4 connectors
Module type (UL 1703)	1
Glass	Low iron tempered with ARC



VERSION 2.5 FRAME

- Compatible with both "Top-Down" and "Bottom" mounting methods
- ⚡ Grounding Locations:
 - 4 corners of the frame
 - 4 locations along the length of the module in the extended flange[†]